

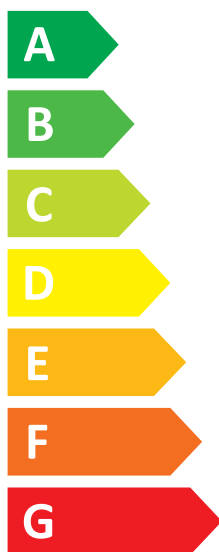


# ENERG




**SAMSUNG**

WD10T734DBH



**E**



**A**

⦿ ⦿⦿ ⦿⦿⦿ **377** kWh/100

⦿ **52** kWh/100

**6,0** kg



**10,5** kg

**90** L



**53** L

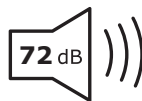
**7:44**



**4:00**



**A**BCDEFG



**A**BCD

2019/2014