

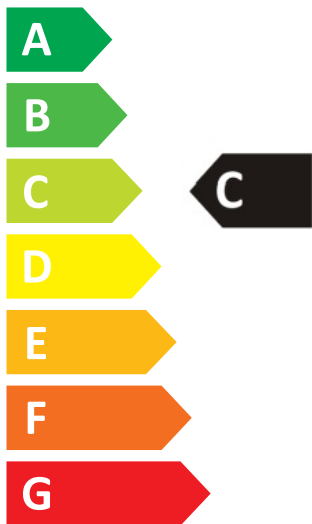
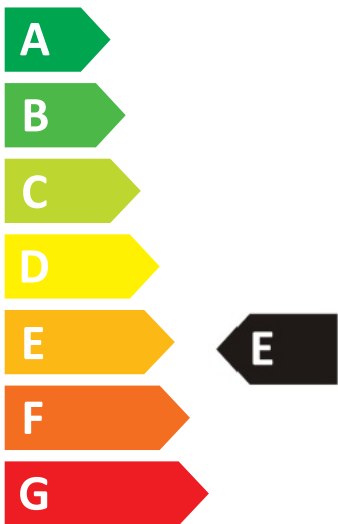


# ENERG



CANDY

CSOW 4855TWE/1-S



326 kWh/100

63 kWh/100

5,0 kg



8,0 kg

75 L



44 L

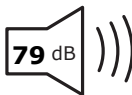
7:20



3:38



A B C D E F G



A B C D